



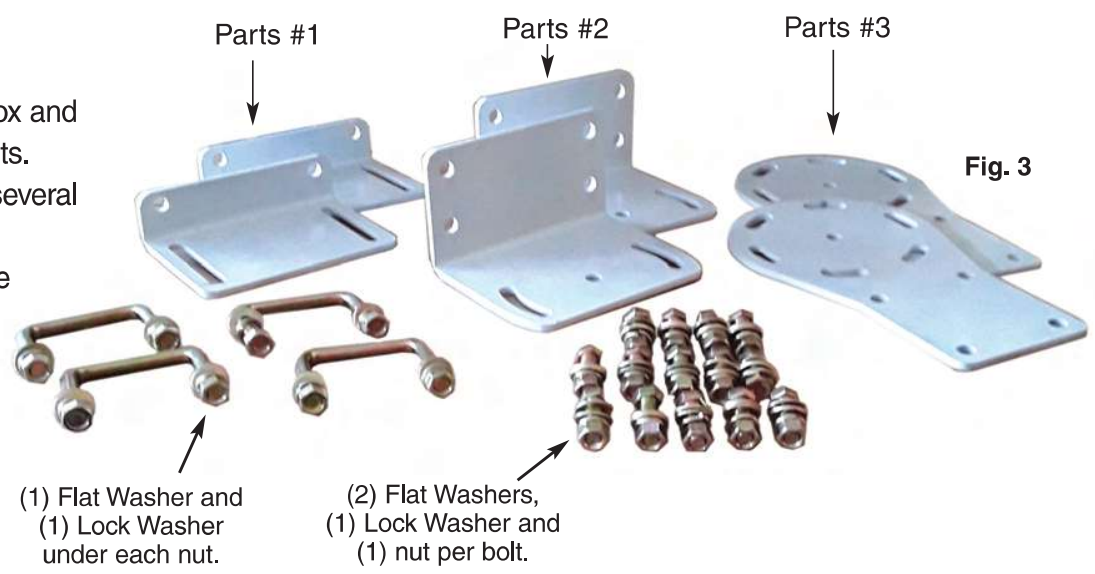
Congratulations on your purchase of an Iron Bull Universal canopy!



This canopy and its mounting hardware was carefully designed to fit a wide variety of ROPS. While most of the pieces will be self explanatory, a few pointers can help clarify the desired end result. See Fig 1 and 2.

Step 1.

Layout the pieces in the box and identify all the different parts. See Fig 3. You may have several extra pieces of hardware. NOTE: Brackets shown are painted white for clarity.

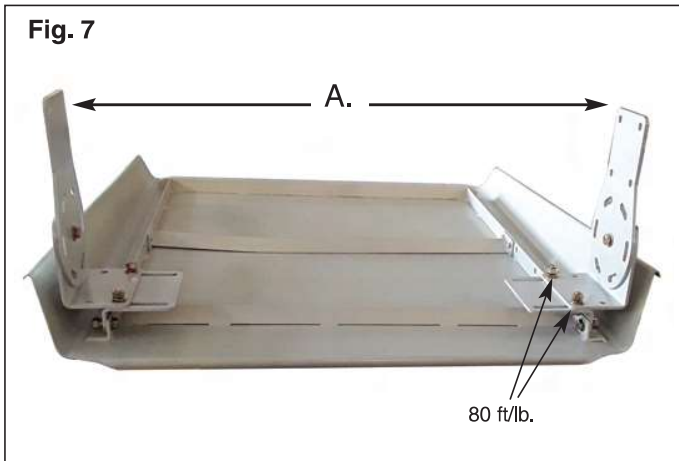




Step 2.

Bolt part #1 to the canopy frame with 2 bolts on each side. You have 3 different positions you can use. Typically if your ROPS is straight up or tilts toward the back, you will want to use the rear set of holes. See Fig 4.

If your ROPS tilts towards the front, you will typically want to use the middle or front set of holes. See Fig. 5. Hand tighten for now.

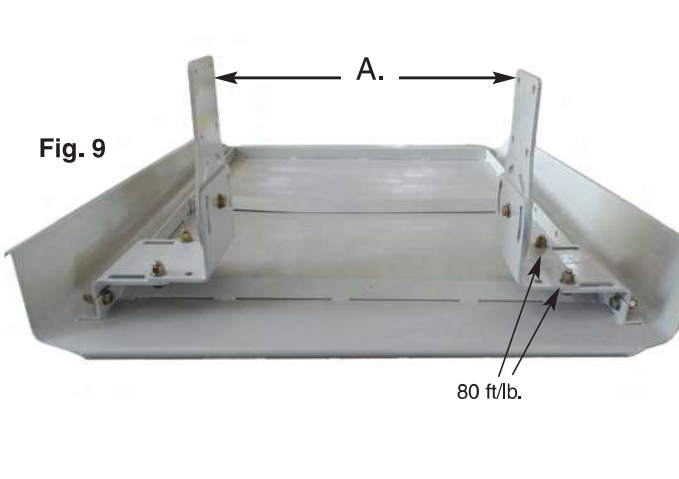



Step 3.

Bolt #2 and #3 together with (1) bolt through the hole in the center. See Fig. 6. Hand tighten for now.

Step 4.

Place part # 2 and #3 on the top of part #1 and adjust so that dimension A (Fig 7) is equal to the width of the outside of the ROPS as shown in Fig. 8 You may need to turn part #2 and #3 as shown in Fig. 9 to get them close enough. Keep equal distance from both sides so canopy is centered on the ROPS. Tighten bolts to 80 ft/lb torque.





Step 5.

Flip the canopy right side up and set it on your ROPS. Use (2) U bolts on each side to fasten part #3 to the ROPS. See Fig 10. You can adjust the canopy up or down to the desired height. Keep both sides level. Tighten U bolts to 70 ft/lb torque.


Step 6.

Verify that the canopy is positioned front to back in the desired position, then tighten part #1 to the canopy frame. See Fig 11. Tighten bolts to 80 ft/lb torque.

Step 7.

Hold the canopy at the desired angle, see Fig 12 and insert (2) more bolts and tighten to 80 ft/lb torque.

This is the final step and you should be looking at a canopy that will give you years of trouble-free service.



Thank you for choosing Iron Bull for your tractor canopy needs! If you have any questions or comments about our products, feel free to reach out to us at marlin@ibullmfg.com or call us at 800-529-4015.



Manufactured by Iron Bull Mfg., LLC., 6064 N 350 East • Marshall, IN 47859 • 800-529-4015